


PENNOYER - DODGE
CO
PENNOYER - DODGE
CO
PRECISION GAGES
PENNOYER - DODGE
C O M P A N Y
PRECISION GAGES



GAGING AND TOOLING SPECIALIST
SINCE 1948

QUALITY

SALES

SERVICE



MESSAGE FROM THE PRESIDENT



Dear Customer,


Welcome to **Pennoyer-Dodge Company!** You are about to meet a family owned company that has been in the Precision Gage business since 1948. **Pennoyer-Dodge Company** is a leader in the manufacturing of all types of precision thread and cylindrical gages, as well as the design and manufacturing of special fixture gaging.

The basic philosophy of **Pennoyer-Dodge Company** has always been that our customers deserve our best effort. We know that quality and confidence is a prime concern in this competitive market.

The following pages will introduce you to consider the capabilities of our staff and our history of quality gaging as it relates to your individual problem areas.

If you are already a customer, we would like to take this opportunity to thank you for your patronage. **Pennoyer-Dodge Company** values the opportunity to continue serving you for all your gaging needs.



Hazel L. Dodge


Robert Dodge

SALES AND SERVICE

When you buy from **Pennoyer-Dodge Company** you're buying proven quality and reliability. Our knowledgeable sales and engineering staff offer expert phone service in sales and technical information.

We invite you to phone us at **(1-818-547-2100)** and let our staff assist you with your gaging requirements.



QUALITY CONTROL

Pennoyer-Dodge Company maintains a strict quality control program to insure the accuracy of its measurements. There is an in-process surveillance throughout the manufacturing process that insures the quality of our product. Final inspection is performed on all gauges by trained technicians in our environmentally controlled labs.

All **Pennoyer-Dodge Company** final inspection equipment is recalibrated on a designated recall schedule. The accuracy of all our final inspection equipment, measuring blocks and thread wires, are traceable to N.I.S.T. **Pennoyer-Dodge Company** maintains a quality control manual which adheres to the most stringent government requirements.

CALIBRATION AND RECONDITIONING SERVICE

To aid customers in the calibration requirements of ISO 10012-1, ANSI/NCSL Z540-1, Mil-Std-45662A, **Pennoyer-Dodge Company** supplies complete certificates of calibration for all gages traceable to N.I.S.T. These certificates contain basic as well as actual measured values. Used gage certifications show not only the as-found values, but if reconditioned, we also include the new in-tolerance values. Sizeable cost and time saving can be achieved through this reconditioning process.





Welcome to Pennoyer-Dodge Company!

SALES AND SERVICE

When you buy from **Pennoyer-Dodge Company** you're buying proven quality and reliability. Our knowledgeable sales and engineering staff offer expert phone service in sales and technical information. We invite you to call **1-818-547-2100 (Gage Quotes: pdbob@sbcglobal.net)** and let our staff assist you with your gaging requirements.

CALIBRATION AND RECONDITIONING SERVICE

To aid customers in the calibration requirements of ISO 10012-1, ANSI/NC SL Z540-1, Mil-Std-45662A, **Pennoyer-Dodge Company** supplies complete certificates of calibration for all gages traceable to N.I.S.T. These certificates contain basic as well as actual measured values. Used gage certifications show not only the as-found values, but if reconditioned, we also include the new in-tolerance values. Sizeable cost and time saving can be achieved through this reconditioning process.

QUALITY CONTROL

Pennoyer-Dodge Company maintains a strict quality control program to insure the accuracy of its measurements. There is a in-process surveillance throughout the manufacturing process that insures the quality of our product. Final inspection is performed on all gauges by trained technicians in our environmentally controlled labs.

All **Pennoyer-Dodge Company** final inspection equipment is re-calibrated on a designated recall schedule. The accuracy of all our final inspection equipment, measuring blocks and thread wires, are traceable to N.I.S.T. Pennoyer-Dodge Company maintains a quality control manual which adheres to the most stringent government requirements.

COMPANY HOURS

6:00AM to 4:30 PM P.S.T.

MONDAY-FRIDAY

SATURDAYS 6:00AM TO NOON



Pennoyer-Dodge Company

When you need it right and right away!

Accepted Methods of Payment



Table of Contents

Taperlock Thread Gages	4 - 6	NPT Taper Pipe Ring & Plug Gages	22
Reversible Thread Plug Gages	7	Cylindrical Taperlock Gages	23
S.T.I. Thread Plug Gages X-Tolerance	9	Cylindrical Reversible Gages	24
Standard Thread Ring Gages	10-11	Cylindrical Trilock Gages	25
Truncated Setting Plug Gages	12-13	Cylindrical Progressive Gages	26
Progressive Setting Plug Gages	14-15	Cylindrical Ring Gages	27
Metric Thread Plug Gages	16	Standard Calibration/Certification Charges	28
Metric Reversible Plug Gages	17	Special Gage Listing	29
Metric Thread Ring Gages	18	Before Plate Formulas	30
Metric Truncated Setting Plug Gages	19	Twister Gages	31
NPTF Taper Pipe Ring & Plug Gages	20	Twister Out	32
ANPT Taper Pipe Ring & Plug Gages	21	Twister In	33



Penroyer-Dodge Co. Taperlock Thread Plug Gages

American Gage Design CLASS X RIGHT HAND

How To Order

1. State Quantity desired.
2. Nominal size and threads per inch and class of fit.
Example: 1/4-28 UNF-2B
3. Go or Not Go or a complete double end.
4. Handles: Either single end or double end / special marking may be added for

an additional charge. (\$20.00 min). Handles ordered in colors other than Red or Green add \$20.00 per handle.

5. Long Form Calibration Reports are required, add \$25.00 per member.
6. Calibration stickers available @ \$10.00 per sticker (advise calibration cycle)
7. CHROME: Add 55% to each member.
8. "J" Series thread: Add \$10.00 per plug member.

CLASS X RIGHT HAND TAPERLOCK THREAD PLUG GAGES

Nominal Size	Go or Not Go 2B or 3B Members	Complete Double End Gage W/Handle	Handle Only	Handle Size
#0-80 UNF	73.00	166.00	20.00	#000
#1-64 UNC	73.00	166.00	20.00	#000
# 1-72 UNF	73.00	166.00	20.00	# 000
# 2-56 UNC	69.00	158.00	20.00	# 000
# 2-64 UNF	69.00	158.00	20.00	# 000
# 3-48 UNC	61.00	142.00	20.00	# 000
# 3-56 UNF	61.00	142.00	20.00	# 000
# 4-40 UNC	55.00	130.00	20.00	# 00
# 4-48 UNF	58.00	136.00	20.00	# 00
# 5-40 UNC	49.00	118.00	20.00	# 00
# 5-44 UNF	49.00	118.00	20.00	# 00
# 6-32 UNC	46.00	112.00	20.00	# 00
# 6-40 UNF	46.00	112.00	20.00	# 00
# 8-32 UNC	46.00	112.00	20.00	# 0
# 8-36 UNF	46.00	112.00	20.00	# 0
# 10-24 UNC	46.00	112.00	20.00	# 0
# 10-32 UNF	46.00	112.00	20.00	# 0
# 12-24 UNC	46.00	112.00	20.00	# 0
# 12-28 UNF	46.00	112.00	20.00	# 0
# 12-32 UNEF	62.00	144.00	20.00	# 0
1/4-20 UNC	43.00	106.00	20.00	# 1
1/4-28 UNF	43.00	106.00	20.00	# 1
1/4-32 UNEF	72.00	164.00	20.00	# 1
5/16-18 UNC	43.00	106.00	20.00	# 1
5/16-24 UNF	43.00	106.00	20.00	# 1
5/16-32 UNEF	72.00	164.00	20.00	# 1
3/8-16 UNC	48.00	116.00	20.00	# 2
3/8-24 UNF	48.00	116.00	20.00	# 2
3/8-32 UNEF	82.00	184.00	20.00	# 2
7/16-14 UNC	48.00	116.00	20.00	# 2
7/16-20 UNF	48.00	116.00	20.00	# 2





Pennoyer-Dodge Co. Taperlock Thread Plug Gages

American Gage Design

How To Order

1. State Quantity desired.
2. Nominal size and threads per inch and class of fit.
Example: 1/4-28 UNF-2B
3. Go or Not Go or a complete double end.
4. Handles: Either single end or double end / special marking may be added for

an additional charge. (\$20.00 min). Handles ordered in colors other than Red or Green add \$20.00 per handle.

5. Long Form Calibration Reports are required, add \$25.00 per member.
6. Calibration stickers available @ \$10.00 per sticker (advise calibration cycle)
7. CHROME: Add 55% to each member.
8. "J" Series thread: Add \$10.00 per plug member.

CLASS X RIGHT HAND TAPERLOCK THREAD PLUG GAGES

Nominal Size	Go or Not Go 2B or 3B Members	Complete Double End Gage W/Handle	Handle Only	Handle Size
7/16-28 UNEF	82.00	184.00	20.00	# 2
1/2-13 UNC	48.00	116.00	20.00	# 2
1/2-20 UNF	48.00	116.00	20.00	# 2
1/2-28 UNEF	82.00	184.00	20.00	# 2
9/16-12 UNC	61.00	142.00	20.00	# 3
9/16-18 UNF	60.00	140.00	20.00	# 3
9/16-24 UNEF	93.00	206.00	20.00	# 3
5/8-11 UNC	63.00	146.00	20.00	# 3
5/8-18 UNF	61.00	142.00	20.00	# 3
5/8-24 UNEF	93.00	206.00	20.00	# 3
11/16-24 UNEF	93.00	206.00	20.00	# 3
3/4-10 UNC	65.00	150.00	20.00	# 3
3/4-16 UNF	63.00	146.00	20.00	# 3
3/4-20 UNEF	93.00	206.00	20.00	# 3
13/16-20 UNEF	102.00	224.00	20.00	# 3
7/8-9 UNC	75.00	170.00	20.00	# 4
7/8-14 UNF	72.00	164.00	20.00	# 4
7/8-20 UNEF	102.00	224.00	20.00	# 4
15/16-20 UNEF	106.00	232.00	20.00	# 4
1-8 UNC	84.00	188.00	20.00	# 4
1-12 UNF	81.00	182.00	20.00	# 4
1-14 UNS	81.00	182.00	20.00	# 4
1-20 UNEF	119.00	258.00	20.00	# 4
1 1/16-18 UNEF	124.00	268.00	20.00	# 4
1 1/8-7 UNC	101.00	222.00	20.00	# 4
1 1/8-12 UNF	98.00	216.00	20.00	# 4
1 1/8-18 UNEF	124.00	268.00	20.00	# 4
1 3/16-18 UNEF	130.00	280.00	20.00	# 5
1 1/4-7 UNC	104.00	228.00	20.00	# 5
1 1/4-12 UNF	100.00	220.00	20.00	# 5
1 1/4-18 UNEF	130.00	280.00	20.00	# 5





Pennoyer-Dodge Co. Taperlock Thread Plug Gages

American Gage Design

How To Order

1. State Quantity desired.
2. Nominal size and threads per inch and class of fit.
Example: 1/4-28 UNF-2B
3. Go or Not Go or a complete double end.
4. Handles: Either single end or double end / special marking may be added for

an additional charge. (\$20.00 min). Handles ordered in colors other than Red or Green add \$20.00 per handle.

5. Long Form Calibration Reports are required, add \$25.00 per member.
6. Calibration stickers available @ \$10.00 per sticker (advise calibration cycle)
7. CHROME: Add 55% to each member.
8. "J" Series thread: Add \$10.00 per plug member.

CLASS X RIGHT HAND TAPERLOCK THREAD PLUG GAGES

Nominal Size	Go or Not Go 2B or 3B Members	Complete Double End Gage W/Handle	Handle Only	Handle Size
1 5/16-18 UNEF	140.00	300.00	20.00	# 5
1 3/8-6 UNC	115.00	250.00	20.00	# 5
1 3/8-12 UNF	110.00	240.00	20.00	# 5
1 3/8-18 UNEF	145.00	310.00	20.00	# 5
1 7/16-18 UNEF	152.00	324.00	20.00	# 5
1 1/2-6 UNC	126.00	272.00	20.00	# 5
1 1/2-12 UNF	121.00	262.00	20.00	# 5
1 1/2-18 UNEF	160.00	340.00	20.00	# 5





Pennoyer-Dodge Co. Reversible Thread Plug Gages

American Gage Design

How To Order

1. State Quantity desired.
2. Nominal size and threads per inch and class of fit.
Example: 1/4-28 UNF-2B
3. Go or Not Go or a complete double end.
4. Handles: Either single end or double end.

- Handles ordered in colors other than Red or Green collets and other than plain handles, call for current pricing.
5. Special marking may be added for an additional charge. (\$20.00 min).
 6. Long Form certifications are required, add \$25.00 per member.
 7. Calibration stickers available @ \$10.00 per sticker (advise calibration cycle)
 8. CHROME: Add 55% to each member.
 9. If Trilock style desired, price upon application.

CLASS X RIGHT HAND REVERSIBLE THREAD PLUG GAGES

Nominal Size	Go or Not Go 2B or 3B Members	Complete Double End Gage W/Handle	Handle Only	Handle Size
# 0-80 UNF	92.00	208.00	24.00	# 1W
# 1-64 UNC	92.00	208.00	24.00	# 1W
# 1-72 UNF	92.00	208.00	24.00	# 1W
# 2-56 UNC	79.00	182.00	24.00	# 2W
# 2-64 UNF	79.00	182.00	24.00	# 2W
# 3-48 UNC	79.00	182.00	24.00	# 2W
# 3-56 UNF	79.00	182.00	24.00	# 2W
# 4-40 UNC	70.00	164.00	24.00	# 2W
# 4-48 UNF	70.00	164.00	24.00	# 2W
# 5-40 UNC	70.00	164.00	24.00	# 2W
# 5-44 UNF	70.00	164.00	24.00	# 2W
# 6-32 UNC	64.00	152.00	24.00	# 2W
# 6-40 UNF	64.00	152.00	24.00	# 2W
# 8-32 UNC	64.00	152.00	24.00	# 2W
# 8-36 UNF	64.00	152.00	24.00	# 2W
# 10-24 UNC	64.00	156.00	28.00	# 3W
# 10-32 UNF	64.00	156.00	28.00	# 3W
# 12-24 UNC	64.00	156.00	28.00	# 3W
# 12-28 UNF	64.00	156.00	28.00	# 3W
1/4-20 UNC	63.00	154.00	28.00	# 3W
1/4-28 UNF	63.00	154.00	28.00	# 3W
5/16-18 UNC	63.00	154.00	28.00	# 4W
5/16-24 UNF	63.00	154.00	28.00	# 4W
3/8-16 UNC	65.00	158.00	28.00	# 4W
3/8-24 UNF	65.00	158.00	28.00	# 4W
7/16-14 UNC	65.00	158.00	28.00	# 5W
7/16-20 UNF	65.00	158.00	28.00	# 5W
1/2-13 UNC	65.00	158.00	28.00	# 5W
1/2-20 UNF	65.00	158.00	28.00	# 5W
9/16-12 UNC	93.00	219.00	33.00	# 6W
9/16-18 UNF	74.00	181.00	33.00	# 6W
5/8-11 UNC	74.00	181.00	33.00	# 6W
5/8-18 UNF	74.00	181.00	33.00	# 6W
3/4-10 UNC	81.00	195.00	33.00	# 7W
3/4-16 UNF	81.00	195.00	33.00	# 7W





Penroyer-Dodge Co.

S.T.I. Thread Plug Gages X-Tolerance

American Gage Design

How To Order

1. State Quantity desired.
2. Nominal size and threads per inch and class of fit.
Example: 1/4-28 UNF-2B S.T.I.
3. Go or Not Go or a complete double end.
4. Handles: Either single end or double end. Handles ordered in colors other than Red or Green add \$20.00 per handle.
5. Special marking may be added for an additional charge. (\$20.00 min).
6. Long Form Calibration Reports are required, add 25.00 per member.
7. Calibration stickers available @ \$10.00 per sticker (advise calibration cycle)
8. "W" tolerance (Inspection Grade) add 30%. Must purchase long form calibration reports.
9. CHROME: Add 55% to each member.
10. "J" series thread add \$10.00 per plug member.

CLASS X RIGHT HAND S.T.I. THREAD PLUG GAGES

Nominal Size	Go and 2B, 3B Not Go Member	Complete Double End 2B, 3B Gage W/Handle	Handle Only	Handle Size
# 2-56 UNC	76.00	172.00	20.00	# 00
# 4-40 UNC	70.00	160.00	20.00	# 00
# 4-48 UNF	70.00	160.00	20.00	# 00
# 6-32 UNC	64.00	148.00	20.00	# 0
# 6-40 UNF	64.00	148.00	20.00	# 0
# 8-32 UNC	63.00	146.00	20.00	# 0
# 10-24 UNC	64.00	148.00	20.00	# 0
# 10-32 UNF	63.00	146.00	20.00	# 0
1/4-20 UNC	63.00	146.00	20.00	# 1
1/4-28 UNF	63.00	146.00	20.00	# 1
5/16-18 UNC	64.00	148.00	20.00	# 2
5/16-24 UNF	63.00	146.00	20.00	# 1
3/8-16 UNC	64.00	148.00	20.00	# 2
3/8-24 UNF	64.00	148.00	20.00	# 2
7/16-14 UNC	69.00	158.00	20.00	# 3
7/16-20 UNF	64.00	148.00	20.00	# 2
1/2-13 UNC	70.00	160.00	20.00	# 3
1/2-20 UNF	68.00	156.00	20.00	# 3





Pennoyer-Dodge Co. Standard Thread Rings Gages

American Gage Design

How To Order

1. State Quantity desired.
2. Nominal size and threads per inch and class of fit.
Example: 1/4-28 UNF-2A
3. Go or Not Go or a set of gages.

4. Special marking for an additional charge.(\$20.00 min.)
5. Long Form Calibration Reports are required, add 25.00 per member.
6. Calibration stickers available @ \$10.00 per sticker (advise calibration cycle).
7. CHROME: Add 55% for sizes #10 and up, per ring.
8. For "J" series (MIL-S-8879 and SAE-AS-71051), ADD \$80.00 per Go ring.

CLASS X RIGHT HAND AGD THREAD RING GAGES

Nominal Size	Go or Not Go 2A or 3A	Go & Not Go Sets 2A or 3A	Ring Holder	Ring Holder Size
# 0-80 UNF	180.00	360.00	30.00	1T
# 1-64 UNC	168.00	336.00	30.00	1T
# 1-72 UNF	168.00	336.00	30.00	1T
# 2-56 UNC	156.00	312.00	30.00	1T
# 2-64 UNF	156.00	312.00	30.00	1T
# 3-48 UNC	156.00	312.00	30.00	1T
# 3-56 UNF	156.00	312.00	30.00	1T
# 4-40 UNC	143.00	286.00	30.00	1T
# 4-48 UNF	143.00	286.00	30.00	1T
# 5-40 UNC	130.00	260.00	30.00	1T
# 5-44 UNF	130.00	260.00	30.00	1T
# 6-32 UNC	126.00	252.00	30.00	1T
# 6-40 UNF	126.00	252.00	30.00	1T
# 8-32 UNC	122.00	244.00	30.00	1T
# 8-36 UNF	122.00	244.00	30.00	1T
# 10-24 UNC	122.00	244.00	30.00	1T
# 10-32 UNF	122.00	244.00	30.00	1T
# 12-24 UNC	122.00	244.00	30.00	1T
# 12-28 UNF	122.00	244.00	30.00	1T
# 12-32 UNEF	148.00	296.00	30.00	1T
1/4-20 UNC	118.00	236.00	30.00	2T
1/4-28 UNF	118.00	236.00	30.00	2T
1/4-32 UNEF	148.00	296.00	30.00	2T
5/16-18 UNC	119.00	238.00	30.00	2T
5/16-24 UNF	119.00	238.00	30.00	2T
5/16-32 UNEF	148.00	296.00	30.00	2T
3/8-16 UNC	124.00	248.00	30.00	3T
3/8-24 UNF	124.00	248.00	30.00	3T
3/8-32 UNEF	149.00	298.00	30.00	3T
7/16-14 UNC	123.00	246.00	30.00	3T
7/16-20 UNF	123.00	246.00	30.00	3T
7/16-28 UNEF	149.00	298.00	30.00	3T
1/2-13 UNC	124.00	248.00	30.00	3T
1/2-20 UNF	124.00	248.00	30.00	3T
1/2-28 UNEF	151.00	302.00	30.00	3T
9/16-12 UNC	144.00	288.00	35.00	4T
9/16-18 UNF	144.00	288.00	35.00	4T





Pennoyer-Dodge Co. Standard Thread Rings Gages

American Gage Design

How To Order

1. State Quantity desired.
2. Nominal size and threads per inch and class of fit.
Example: 1/4-28 UNF-2A
3. Go or Not Go or a set of gages.

4. Special marking for an additional charge.(\$20.00 min.)
5. Long Form Calibration Reports are required, add \$25.00 per member.
6. Calibration stickers available @ \$10.00 per sticker (advise calibration cycle)
7. CHROME: Add 55% for sizes #10 and up, per ring.
8. For "J" series (MIL-S-8879 and SAE-AS-71051), ADD \$80.00 per Go ring.

CLASS X RIGHT HAND AGD THREAD RING GAGES

Nominal Size	Go or Not Go 2A or 3A	Go & Not Go Sets 2A or 3A	Ring Holder	Ring Holder Size
9/16-24 UNEF	167.00	334.00	35.00	4T
5/8-11 UNC	144.00	288.00	35.00	4T
5/8-18 UNF	144.00	288.00	35.00	4T
5/8-24 UNEF	190.00	380.00	35.00	4T
11/16-24 UNEF	190.00	380.00	35.00	4T
3/4-10 UNC	177.00	354.00	35.00	4T
3/4-16 UNF	174.00	348.00	35.00	4T
3/4-20 UNEF	216.00	432.00	35.00	4T
13/16-20 UNEF	216.00	432.00	35.00	4T
7/8-9 UNC	195.00	390.00	40.00	5T
7/8-14 UNF	191.00	382.00	40.00	5T
7/8-20 UNEF	228.00	456.00	40.00	5T
15/16-20 UNEF	228.00	456.00	40.00	5T
1-8 UNC	234.00	468.00	40.00	5T
1-12 UNF	231.00	462.00	40.00	5T
1-14 UNS	231.00	462.00	40.00	5T
1-20 UNEF	262.00	524.00	40.00	5T
1 1/16-18 UNEF	298.00	596.00	40.00	5T
1 1/8-7 UNC	298.00	596.00	40.00	5T
1 1/8-12 UNF	296.00	592.00	40.00	5T
1 1/8-18 UNEF	307.00	614.00	40.00	5T
1 3/16-18 UNEF	307.00	614.00	45.00	6T
1 1/4-7 UNC	308.00	616.00	45.00	6T
1 1/4-12 UNF	305.00	610.00	45.00	6T
1 1/4-18 UNEF	319.00	638.00	45.00	6T
1 5/16-18 UNEF	319.00	638.00	45.00	6T
1 3/8-6 UNC	319.00	638.00	45.00	6T
1 3/8-12 UNF	313.00	626.00	45.00	6T
1 3/8-18 UNEF	335.00	670.00	45.00	6T
1 7/16-18 UNEF	335.00	670.00	45.00	6T
1 1/2-6 UNC	350.00	700.00	45.00	6T
1 1/2-12 UNF	338.00	676.00	45.00	6T
1 1/2-18 UNEF	358.00	716.00	45.00	6T





Pennoyer-Dodge Co. Truncated Setting Plug Gages

American Gage Design

How To Order

1. State Quantity desired.
2. Nominal size and threads per inch and class of fit.
Example: 1/4-28 UNF-2A
3. Go or Not Go or a complete double end.
4. Handles: Either single end or double end. Handles ordered in colors other

**Call Toll Free
1-800-736-4243**

5. than Red or Green add \$20.00 per handle.
6. Special marking may be added for an additional charge. (\$20.00 min).
7. Long Form Calibration Reports are required, add \$25.00 per member.
8. Calibration stickers available @ \$10.00 per sticker (advise calibration cycle)
9. "W" Tolerance P.D.: add 30%.
10. "J" Series thread: Add \$10.00 per plug member.
11. Full Form set plugs available upon request.

CLASS X P.D. RIGHT HAND TRUNCATED SETTING PLUG GAGES

W-TOL ON LEAD & ANGLE

Nominal Size	Go or Not Go 2A or 3A Members	Complete Double End Gage W/Handle	Handle Only	Handle Size
# 0-80 UNF	124.00	268.00	20.00	# 000
# 1-64 UNC	124.00	268.00	20.00	# 000
# 1-72 UNF	124.00	268.00	20.00	# 000
# 2-56 UNC	124.00	268.00	20.00	# 000
# 2-64 UNF	124.00	268.00	20.00	# 000
# 3-48 UNC	111.00	242.00	20.00	# 000
# 3-56 UNF	111.00	242.00	20.00	# 000
# 4-40 UNC	105.00	230.00	20.00	# 00
# 4-48 UNF	105.00	230.00	20.00	# 00
# 5-40 UNC	105.00	230.00	20.00	# 00
# 5-44 UNF	105.00	230.00	20.00	# 00
# 6-32 UNC	101.00	222.00	20.00	# 00
# 6-40 UNF	101.00	222.00	20.00	# 00
# 8-32 UNC	101.00	222.00	20.00	# 0
# 8-36 UNF	101.00	222.00	20.00	# 0
# 10-24 UNC	101.00	222.00	20.00	# 0
# 10-32 UNF	101.00	222.00	20.00	# 0
# 12-24 UNC	105.00	230.00	20.00	# 0
# 12-28 UNF	105.00	230.00	20.00	# 0
# 12-32 UNEF	126.00	272.00	20.00	# 0
1/4-20 UNC	94.00	208.00	20.00	# 1
1/4-28 UNF	94.00	208.00	20.00	# 1
1/4-32 UNEF	128.00	276.00	20.00	# 1
5/16-18 UNC	94.00	208.00	20.00	# 1
5/16-24 UNF	94.00	208.00	20.00	# 1
5/16-32 UNEF	128.00	276.00	20.00	# 1
3/8-16 UNC	95.00	210.00	20.00	# 2
3/8-24 UNF	95.00	210.00	20.00	# 2
3/8-32 UNEF	149.00	318.00	20.00	# 2





Pennoyer-Dodge Co. Truncated Setting Plug Gages

American Gage Design

How To Order

1. State Quantity desired.
2. Nominal size and threads per inch and class of fit.
Example: 1/4-28 UNF-2A
3. Go or Not Go or a complete double end.
4. Handles: Either single end or double end. Handles ordered in colors other

than Red or Green add \$20.00 per handle.

5. Special marking may be added for an additional charge. (\$20.00 min).
6. Long Form Calibration Reports are required, add \$25.00 per member.
7. Calibration stickers available @ \$10.00 per sticker (advise calibration cycle)
8. "W" Tolerance P.D.: add 30%.
9. "J" Series thread: Add \$10.00 per plug member.
10. Full Form set plugs available upon request.

CLASS X P.D. RIGHT HAND TRUNCATED SETTING PLUG GAGES

W-TOL ON LEAD & ANGLE

Nominal Size	Go or Not Go 2A or 3A Members	Complete Double End Gage W/Handle	Handle Only	Handle Size
7/16-14 UNC	98.00	216.00	20.00	# 2
7/16-20 UNF	98.00	216.00	20.00	# 2
7/16-28 UNEF	149.00	318.00	20.00	# 2
1/2-13 UNC	102.00	224.00	20.00	# 2
1/2-20 UNF	102.00	224.00	20.00	# 2
1/2-28 UNEF	155.00	330.00	20.00	# 2
9/16-12 UNC	116.00	252.00	20.00	# 3
9/16-18 UNF	116.00	252.00	20.00	# 3
9/16-24 UNEF	165.00	350.00	20.00	# 3
5/8-11 UNC	123.00	266.00	20.00	# 3
5/8-18 UNF	123.00	266.00	20.00	# 3
5/8-24 UNEF	170.00	360.00	20.00	# 3
11/16-24 UNEF	175.00	370.00	20.00	# 3
3/4-10 UNC	142.00	304.00	20.00	# 3
3/4-16 UNF	140.00	300.00	20.00	# 3
3/4-20 UNEF	177.00	374.00	20.00	# 3
13/16-20 UNEF	184.00	388.00	20.00	# 3
7/8-9 UNC	169.00	358.00	20.00	# 4
7/8-14 UNF	166.00	352.00	20.00	# 4
7/8-20 UNEF	195.00	410.00	20.00	# 4
15/16-20 UNEF	195.00	410.00	20.00	# 4
1-8 UNC	186.00	392.00	20.00	# 4
1-12 UNF	183.00	386.00	20.00	# 4
1-14 UNS	183.00	386.00	20.00	# 4
1-20 UNEF	211.00	442.00	20.00	# 4
1 1/16-18 UNEF	215.00	450.00	20.00	# 4
1 1/8-7 UNC	215.00	450.00	20.00	# 4
1 1/8-12 UNF	207.00	434.00	20.00	# 4
1 1/8-18 UNEF	227.00	474.00	20.00	# 4
1 3/16-18 UNEF	231.00	482.00	20.00	# 5





Pennoyer-Dodge Co. Truncated Setting Plug Gages

American Gage Design

How To Order

1. State Quantity desired.
2. Nominal size and threads per inch and class of fit.
Example: 1/4-28 UNF-2A
3. Go or Not Go or a complete double end.
4. Handles: Either single end or double end. Handles ordered in colors other

- than Red or Green add \$20.00 per handle.
5. Special marking may be added for an additional charge. (\$20.00 min).
6. Long Form Calibration Reports add \$25.00 per member.
7. Calibration stickers available @ \$10.00 per sticker (advise calibration cycle)
8. "W" tolerance P.D.: add 30%.
9. "J" Series thread: Add \$10.00 per plug member.
10. Full Form set plugs available upon request.

CLASS X P.D. RIGHT HAND TRUNCATED SETTING PLUG GAGES				
W-TOL ON LEAD & ANGLE				
Nominal Size	Go or Not Go 2A or 3A Members	Complete Double End Gage W/Handle	Handle Only	Handle Size
1 1/4-7 UNC	221.00	462.00	20.00	# 5
1 1/4-12 UNF	216.00	452.00	20.00	# 5
1 1/4-18 UNEF	252.00	524.00	20.00	# 5
1 5/16-18 UNEF	252.00	524.00	20.00	# 5
1 3/8-6 UNC	252.00	524.00	20.00	# 5
1 3/8-12 UNF	250.00	520.00	20.00	# 5
1 3/8-18 UNEF	273.00	566.00	20.00	# 5
1 7/16-18 UNEF	273.00	566.00	20.00	# 5
1 1/2-6 UNC	273.00	566.00	20.00	# 5
1 1/2-12 UNF	271.00	562.00	20.00	# 5
1 1/2-18 UNEF	294.00	608.00	20.00	# 5





Pennoyer-Dodge Co.

*Progressive Setting Plug Gages

American Gage Design

How To Order

1. State Quantity desired.
2. Nominal size and threads per inch and class of fit.
Example: 1/4-28 UNF-2A Progressive
3. Go or Not Go or a complete double end.
4. Handles: Either single end or double end. Handles ordered in colors other than Red or Green add \$20.00 per handle.
5. Special marking may be added for an additional charge. (\$20.00 min)
6. Long Form certifications are required, add \$50.00 per member.
7. Calibration stickers available @ \$10.00 per sticker (advise calibration cycle)
8. J series thread add \$10.00 per plug member.

CLASS X P.D. RIGHT HAND PROGRESSIVE SETTING PLUG GAGES

W-TOL ON LEAD & ANGLE

Nominal Size	Go or Not Go 2A or 3A Members	Complete Double End Gage W/Handle	Handle Only	Handle Size
# 0-80 UNF	304.00	628.00	20.00	# 000
# 1-64 UNC	304.00	628.00	20.00	# 000
# 1-72 UNF	304.00	628.00	20.00	# 000
# 2-56 UNC	304.00	628.00	20.00	# 000
# 2-64 UNF	304.00	628.00	20.00	# 000
# 3-48 UNC	279.00	578.00	20.00	# 000
# 3-56 UNF	279.00	578.00	20.00	# 000
# 4-40 UNC	279.00	578.00	20.00	# 00
# 4-48 UNF	279.00	578.00	20.00	# 00
# 5-40 UNC	253.00	526.00	20.00	# 00
# 5-44 UNF	253.00	526.00	20.00	# 00
# 6-32 UNC	253.00	526.00	20.00	# 00
# 6-40 UNF	253.00	526.00	20.00	# 00
# 8-32 UNC	253.00	526.00	20.00	# 0
# 8-36 UNF	253.00	526.00	20.00	# 0
# 10-24 UNC	253.00	526.00	20.00	# 0
# 10-32 UNF	253.00	526.00	20.00	# 0
# 12-24 UNC	253.00	526.00	20.00	# 0
# 12-28 UNF	253.00	526.00	20.00	# 0
# 12-32 UNEF	317.00	654.00	20.00	# 0
1/4-20 UNC	213.00	446.00	20.00	# 1
1/4-28 UNF	213.00	446.00	20.00	# 1
1/4-32 UNEF	287.00	594.00	20.00	# 1
5/16-18 UNC	213.00	446.00	20.00	# 1
5/16-24 UNF	213.00	446.00	20.00	# 1
5/16-32 UNEF	315.00	650.00	20.00	# 1
3/8-16 UNC	227.00	474.00	20.00	# 2
3/8-24 UNF	227.00	474.00	20.00	# 2
3/8-32 UNEF	344.00	708.00	20.00	# 2
7/16-14 UNC	227.00	474.00	20.00	# 2
7/16-20 UNF	227.00	474.00	20.00	# 2
7/16-28 UNEF	344.00	708.00	20.00	# 2
1/2-13 UNC	247.00	514.00	20.00	# 2
1/2-20 UNF	247.00	514.00	20.00	# 2
1/2-28 UNEF	358.00	736.00	20.00	# 2



* Progressive master setting plugs differ from conventional truncated setting plugs in that the plug member contains two distinct P.D. limit areas. The limits are based on the Min. and Max. P.D. limits for the ring gage it will be used to inspect. The front portion contains the minimum P.D. limit with a full form major diameter, while the back portion contains the maximum P.D. limit with a truncated major diameter.



Pennoyer-Dodge Co.

*Progressive Setting Plug Gages

American Gage Design

How To Order

1. State Quantity desired.
2. Nominal size and threads per inch and class of fit.
Example: 1/4-28 UNF-2A Progressive
3. Go or Not Go or a complete double end.
4. Handles: Either single end or double end. Handles ordered in colors other than Red or Green add \$20.00 per handle.
5. Special marking may be added for an additional charge. (\$20.00 min)
6. Long Form certifications are required, add \$50.00 per member.
7. Calibration stickers available @ \$10.00 per sticker (advise calibration cycle)
8. "J" series thread add \$10.00 per plug member.

CLASS X P.D. RIGHT HAND PROGRESSIVE SETTING PLUG GAGES

W-TOL ON LEAD & ANGLE

Nominal Size	Go or Not Go 2A or 3A Members	Complete Double End Gage W/Handle	Handle Only	Handle Size
9/16-12 UNC	274.00	568.00	20.00	# 3
9/16-18 UNF	270.00	560.00	20.00	# 3
9/16-24 UNEF	363.00	746.00	20.00	# 3
5/8-11 UNC	285.00	590.00	20.00	# 3
5/8-18 UNF	270.00	560.00	20.00	# 3
5/8-24 UNEF	370.00	760.00	20.00	# 3
11/16-24 UNEF	374.00	768.00	20.00	# 3
3/4-10 UNC	319.00	658.00	20.00	# 3
3/4-16 UNF	310.00	640.00	20.00	# 3
3/4-20 UNEF	378.00	776.00	20.00	# 3
13/16-20 UNEF	423.00	866.00	20.00	# 3
7/8-9 UNC	342.00	704.00	20.00	# 4
7/8-14 UNF	324.00	668.00	20.00	# 4
7/8-20 UNEF	438.00	896.00	20.00	# 4
15/16-20 UNEF	453.00	926.00	20.00	# 4
1-8 UNC	423.00	866.00	20.00	# 4
1-12 UNF	404.00	828.00	20.00	# 4
1-14 UNS	404.00	828.00	20.00	# 4
1-20 UNEF	478.00	976.00	20.00	# 4
1 1/16-18 UNEF	501.00	1022.00	20.00	# 4
1 1/8-7 UNC	483.00	986.00	20.00	# 4
1 1/8-12 UNF	455.00	930.00	20.00	# 4
1 1/8-18 UNEF	501.00	1022.00	20.00	# 4
1 3/16-18 UNEF	530.00	1080.00	20.00	# 5
1 1/4-7 UNC	530.00	1080.00	20.00	# 5
1 1/4-12 UNF	510.00	1040.00	20.00	# 5
1 1/4-18 UNEF	530.00	1080.00	20.00	# 5
1 5/16-18 UNEF	576.00	1172.00	20.00	# 5
1 3/8-6 UNC	610.00	1240.00	20.00	# 5
1 3/8-12 UNF	569.00	1158.00	20.00	# 5
1 3/8-18 UNEF	585.00	1190.00	20.00	# 5
1 7/16-18 UNEF	632.00	1284.00	20.00	# 5
1 1/2-6 UNC	580.00	1180.00	20.00	# 5
1 1/2-12 UNF	580.00	1180.00	20.00	# 5
1 1/2-18 UNEF	634.00	1288.00	20.00	# 5



* Progressive master setting plugs differ from conventional truncated setting plugs in that the plug member contains two distinct P.D. limit areas. The limits are based on the Min. and Max. P.D. limits for the ring gage it will be used to inspect. The front portion contains the minimum P.D. limit with a full form major diameter, while the back portion contains the maximum P.D. limit with a truncated major diameter.



Pennoyer-Dodge Co. Metric Thread Plug Gages

American Gage Design

How To Order

1. State Quantity desired.
2. Nominal size and threads per inch and class of fit.
Example: 10.00 x 1.25-6H
3. Go or Not Go or a complete double end.
4. Handles: Either single end or double end. Handles ordered in colors other

than Red or Green add \$20.00 per handle.

5. Special marking may be added for an additional charge. (\$20.00 min).
6. Long Form Calibration Reports are required, add \$25.00 per member.
7. Calibration stickers available @ \$10.00 per sticker (advise calibration cycle)
8. CHROME: Add 55% to each member
9. For "MJ Series", Add \$10.00 per plug member.

CLASS X RIGHT HAND METRIC THREAD PLUG GAGES

Nominal Size	Go or Not Go 6h	Complete Double End Gage W/Handle	Handle Only	Handle Size
M1.6 x 0.35	80.00	180.00	20.00	# 000
M2.0 x 0.40	71.00	162.00	20.00	# 000
M2.5 x 0.45	68.00	156.00	20.00	# 000
M3.0 x 0.50	68.00	156.00	20.00	# 00
M3.5 x 0.60	63.00	146.00	20.00	# 00
M4.0 x 0.70	63.00	146.00	20.00	# 0
M5.0 x 0.80	63.00	146.00	20.00	# 0
M6.0 x 1.00	54.00	128.00	20.00	# 0
M8.0 x 1.25	54.00	128.00	20.00	# 1
M10 x 1.00	61.00	142.00	20.00	# 2
M10 x 1.25	57.00	134.00	20.00	# 2
M10 x 1.50	57.00	134.00	20.00	# 2
M12 x 1.25	57.00	134.00	20.00	# 2
M12 x 1.50	57.00	134.00	20.00	# 2
M12 x 1.75	57.00	134.00	20.00	# 2
M14 x 1.50	62.00	144.00	20.00	# 3
M14 x 2.00	62.00	144.00	20.00	# 3
M16 x 1.50	65.00	150.00	20.00	# 3
M16 x 2.00	65.00	150.00	20.00	# 3
M18 x 1.50	68.00	156.00	20.00	# 3
M18 x 2.50	68.00	156.00	20.00	# 3





Pennoyer-Dodge Co. Metric Reversible Plug Gages

American Gage Design

How To Order

1. State Quantity desired.
2. Nominal metric size and metric threads per inch and class of fit.
Example: 10.00 x 1.25-6H
3. Go or Not Go or a complete double end.
4. Handles: Either single end or double end. Handles ordered in colors other than Red or Green collets and other than plain handles, call for current pricing.
5. Special marking may be added for an additional charge. (\$20.00 min).
6. Long Form Calibration Reports are required, add \$25.00 per member
7. Calibration stickers available @ \$10.00 per sticker (advise calibration cycle)
8. CHROME: add 55% to each member.

CLASS X RIGHT HAND METRIC REVERSIBLE THREAD PLUG GAGES

Nominal Size	Go or Not Go 6h	Complete Double End Gage W/Handle	Handle Only	Handle Size
M1.6 x 0.35	101.00	226.00	24.00	# 1W
M2.0 x 0.40	93.00	210.00	24.00	# 2W
M2.5 x 0.45	93.00	210.00	24.00	# 2W
M3.0 x 0.50	81.00	186.00	24.00	# 2W
M3.5 x 0.60	81.00	186.00	24.00	# 2W
M4.0 x 0.70	76.00	176.00	24.00	# 2W
M5.0 x 0.80	76.00	180.00	28.00	# 3W
M6.0 x 1.00	74.00	176.00	28.00	# 3W
M8.0 x 1.25	70.00	168.00	28.00	# 4W
M10 x 1.25	76.00	180.00	28.00	# 5W
M10 x 1.50	76.00	180.00	28.00	# 5W
M12 x 1.25	76.00	180.00	28.00	# 5W
M12 x 1.50	76.00	180.00	28.00	# 5W
M12 x 1.75	76.00	180.00	28.00	# 5W





Pennoyer-Dodge Co. Metric Thread Ring Gages

American Gage Design

How To Order

1. State Quantity desired.
2. Nominal metric size and metric threads per inch and class of fit.
Example: 10.00 x 1.25-6g
3. Go or Not Go or a complete set of rings.
4. Special marking may be added for an additional charge(\$20.00 min).
5. Long Form Calibration Reports add \$25.00 per member.
6. Calibration stickers available @ \$10.00 per sticker (advise calibration cycle)
7. CHROME: Add 55% for size 5.0mm and up, per ring
8. For "MJ Series", add \$80.00 per GO ring.

CLASS X RIGHT HAND METRIC THREAD RING GAGES

Nominal Size	Go or Not Go 6g Rings	Go and Not Go 6g Pair of Rings	Ring Holder	Ring Holder Size
M1.6 x 0.35	207.00	414.00	30.00	# 1T
M2.0 x 0.40	178.00	356.00	30.00	# 1T
M2.5 x 0.45	178.00	356.00	30.00	# 1T
M3.0 x 0.50	158.00	316.00	30.00	# 1T
M3.5 x 0.60	158.00	316.00	30.00	# 1T
M4.0 x 0.70	148.00	296.00	30.00	# 1T
M5.0 x 0.80	148.00	296.00	30.00	# 1T
M6.0 x 1.00	132.00	264.00	30.00	# 1T
M8.0 x 1.25	132.00	264.00	30.00	# 2T
M10 x 1.25	139.00	278.00	30.00	# 3T
M10 x 1.50	139.00	278.00	30.00	# 3T
M12 x 1.25	143.00	286.00	30.00	# 3T
M12 x 1.50	148.00	296.00	30.00	# 3T
M12 x 1.75	148.00	296.00	30.00	# 3T
M14 x 1.50	163.00	326.00	35.00	# 4T
M14 x 2.00	163.00	326.00	35.00	# 4T
M16 x 1.50	163.00	326.00	35.00	# 4T
M16 x 2.00	163.00	326.00	35.00	# 4T
M18 x 1.50	218.00	436.00	35.00	# 4T
M18 x 2.50	255.00	510.00	35.00	# 4T
M20 x 1.50	265.00	530.00	35.00	# 4T
M20 x 2.50	265.00	530.00	35.00	# 4T
M22 x 1.50	270.00	540.00	40.00	# 5T





Pennoyer-Dodge Co.

Metric Truncated Setting Plug Gages

American Gage Design

How To Order

1. State Quantity desired.
2. Nominal metric size and metric threads per inch and class of fit.
Example: 10.00 x 1.25-6g
3. Go or Not Go or a complete double end.
4. Handles: Either single end or double end. Handles ordered in colors other

5. than Red or Green add \$20.00 per handle.
6. Special marking may be added for an additional charge. (\$20.00 min).
7. Long Form Calibration Reports are required, add \$25.00 per member.
8. Calibration stickers available @ \$10.00 per sticker (advise calibration cycle)
9. "W" tolerance P.D.: add 30%.
10. Full Form set plugs available upon request.
11. For "MJ Series", add \$10.00

CLASS X RIGHT HAND METRIC SETTING PLUG GAGES W-TOL ON LEAD & ANGLE

Nominal Size	Go or Not Go 6g	Complete Double End Gage W/Handle	Handle Only	Handle Size
M1.6 x 0.35	144.00	308.00	20.00	# 000
M2.0 x 0.40	134.00	288.00	20.00	# 000
M2.5 x 0.45	134.00	288.00	20.00	# 000
M3.0 x 0.50	130.00	280.00	20.00	# 00
M3.5 x 0.60	130.00	280.00	20.00	# 00
M4.0 x 0.70	126.00	272.00	20.00	# 0
M5.0 x 0.80	126.00	272.00	20.00	# 0
M6.0 x 1.00	113.00	246.00	20.00	# 0
M8.0 x 1.25	113.00	246.00	20.00	# 1
M10 x 1.25	122.00	264.00	20.00	# 2
M10 x 1.50	122.00	264.00	20.00	# 2
M12 x 1.25	124.00	268.00	20.00	# 2
M12 x 1.50	124.00	268.00	20.00	# 2
M12 x 1.75	124.00	268.00	20.00	# 2
M14 x 1.50	144.00	308.00	20.00	# 3
M14 x 2.00	144.00	308.00	20.00	# 3
M16 x 1.50	144.00	308.00	20.00	# 3
M16 x 2.00	144.00	308.00	20.00	# 3
M18 x 1.50	156.00	332.00	20.00	# 3
M18 x 2.50	160.00	340.00	20.00	# 3
M20 x 1.50	160.00	340.00	20.00	# 3
M20 x 2.50	160.00	340.00	20.00	# 3
M22 x 1.50	218.00	456.00	20.00	# 4





Pennoyer-Dodge Co.

NPTF Taper Pipe Ring & Plug Gages

American Gage Design

How To Order

1. State Quantity desired.
2. Nominal size and L-1, L-2, or plain taper for ring gages and L-1, L-3, or plain taper for plug gages.
Example: 1/16-27 NPTF L-2 RING
3. Handles: Either single end or double end. Handles ordered in colors other

- than Red or Green add \$20.00 each per handle.
4. Special marking for an additional charge, (\$20.00 min.)
5. NPTF plugs come with one basic step. If MN and /or MX steps desired, add \$35.00 per each additional step 1/16-27 to 1 1/2, Above 1 1/2, \$50.00.
6. Long Form Calibration Reports are required, add \$25.00 per member.
7. Calibration stickers available @ \$10.00 per sticker (advise calibration cycle)

NPTF TAPER PIPE THREAD GAGES

Nominal Size	L-1 Ring Gage	L-2 ring Gage	Plain Taper Ring Gage	L-1 Plug Gage	L-3 Plug Gage	Plain Taper Plug Gage	Handle Only	Handle Size
1/16 - 27	283.00	331.00	361.00	129.00	149.00	232.00	20.00	#1
1/8 - 27	252.00	331.00	361.00	116.00	118.00	232.00	20.00	#2
1/4 - 18	247.00	340.00	361.00	121.00	124.00	232.00	20.00	#3
3/8 - 18	258.00	340.00	361.00	142.00	149.00	232.00	20.00	#3
1/2 - 14	273.00	355.00	361.00	158.00	165.00	232.00	20.00	#4
3/4 - 14	299.00	378.00	408.00	170.00	185.00	255.00	20.00	#4
1 - 11.5	324.00	421.00	433.00	190.00	208.00	269.00	20.00	#5
1 1/4 - 11.5	384.00	474.00	464.00	210.00	221.00	283.00	20.00	#5
1 1/2 - 11.5	403.00	505.00	525.00	239.00	247.00	311.00	20.00	#5
2 - 11.5	494.00	590.00	577.00	288.00	294.00	424.00	20.00	#5
2 1/2 - 8	561.00	703.00	675.00	453.00	464.00	634.00	35.00	#6
3 - 8	689.00	830.00	819.00	505.00	510.00	695.00	35.00	#6



NOTE:

Master gages for NPT working gages are L-1 design.

Master gages for NPTF working gages are special design to encompass the L-1 and L-3 length for the master ring and the L-2 and L-3 length on the master plug. A set consists of (1) master plug and (1) master ring.

MIL-P-7105B and SAE-AS-71051 does not specify design on ANPT master. Pennoyer-Dodge Co. designs these masters the same as the NPTF.



Pennoyer-Dodge Co.

ANPT Taper Pipe Ring & Plug Gages

American Gage Design

How To Order

1. State Quantity desired.
2. Nominal size and L-1, L-2, or plain taper for ring gages and L-1, L-3, or plain taper for plug gages.
Example: 1/16-27 ANPT L-1 RING
3. Handles: Either single end or double end. Handles ordered in colors other

- than Red or Green add \$20.00 each per handle.
4. Special marking for an additional charge, (\$20.00 min.)
5. ANPT plugs come with one basic step. If MN and /or MX steps desired, add \$35.00 per each additional step 1/16-27 to 1 1/2, Above 1 1/2, \$50.00.
6. Long Form Calibration Reports are required, add \$25.00 per member.
7. Calibration stickers available @ \$10.00 per sticker (advise calibration cycle)

ANPT TAPER PIPE THREAD GAGES

Nominal Size	L-1 Ring Gage	L-2 ring Gage	Plain Taper Ring Gage	L-1 Plug Gage	L-3 Plug Gage	Plain Taper Plug Gage	Handle Only	Handle Size
1/16 - 27	283.00	336.00	366.00	185.00	227.00	232.00	20.00	#1
1/8 - 27	252.00	336.00	366.00	185.00	185.00	232.00	20.00	#2
1/4 - 18	247.00	340.00	366.00	185.00	185.00	232.00	20.00	#3
3/8 - 18	258.00	340.00	366.00	175.00	185.00	232.00	20.00	#3
1/2 - 14	273.00	355.00	366.00	165.00	185.00	232.00	20.00	#4
3/4 - 14	299.00	399.00	409.00	190.00	191.00	255.00	20.00	#4
1 - 11.5	324.00	432.00	433.00	193.00	227.00	269.00	20.00	#5
1 1/4 - 11.5	384.00	482.00	464.00	210.00	227.00	283.00	20.00	#5
1 1/2 - 11.5	403.00	507.00	525.00	239.00	232.00	311.00	20.00	#5
2 - 11.5	494.00	604.00	577.00	288.00	273.00	424.00	20.00	#5
2 1/2 - 8	561.00	718.00	677.00	453.00	438.00	654.00	35.00	#6
3 - 8	689.00	848.00	827.00	505.00	494.00	710.00	35.00	#6



NOTE:

Master gages for NPT working gages are L-1 design.

Master gages for NPTF working gages are special design to encompass the L-1 and L-3 length for the master ring and the L-2 and L-3 length on the master plug. A set consists of (1) master plug and (1) master ring.

MIL-P-7105B and SAE-AS-71051 does not specify design on ANPT master. Pennoyer-Dodge Co. designs these masters the same as the NPTF.



Pennoyer-Dodge Co.

NPT Taper Pipe Ring & Plug Gages

American Gage Design

How To Order

1. State Quantity desired.
2. Nominal size and L-1 for ring gages or for plug gages.
Example: 1/16-27 NPT L-1 RING or 1/16-27 NPT L-1 PLUG
3. Handles: Either single end or double end. Handles ordered in colors other than Red or Green add \$20.00 each per handle.

4. Special marking for an additional charge, (\$20.00 min.)
5. NPT plugs come with one basic step. If MN and/or MX steps desired, add \$35.00 per each additional step 1/16-27 to 1 1/2, Above 1 1/2, \$50.00.
6. Long Form Calibration Reports are required, add \$25.00 per member.
7. Calibration stickers available @ \$10.00 per sticker (advise calibration cycle)

NPT TAPER PIPE THREAD GAGES

Nominal Size	L-1 Ring Gage	L-1 Plug Gage	Handle Only	Handle Size
1/16-27	283.00	113.00	20.00	# 1
1/8-27	232.00	87.00	20.00	# 2
1/4-18	242.00	89.00	20.00	# 3
3/8-18	252.00	98.00	20.00	# 3
1/2-14	273.00	111.00	20.00	# 4
3/4-14	294.00	126.00	20.00	# 4
1" - 11.5	319.00	139.00	20.00	# 5
1 1/4 - 11.5	384.00	155.00	20.00	# 5
1 1/2 - 11.5	403.00	175.00	20.00	# 5
2" - 11.5	494.00	211.00	20.00	# 5
2 1/2 - 8	561.00	263.00	35.00	# 6
3" - 8	615.00	304.00	35.00	# 6
3 1/2 - 8	846.00	453.00	40.00	# 7
4" - 8	1037.00	500.00	40.00	# 7
5" - 8	1211.00	711.00	40.00	# 7
6" - 8	1421.00	834.00	40.00	#7



NOTE:

Master gages for NPT working gages are L-1 design.

Master gages for NPTF working gages are special design to encompass the L-1 and L-3 length for the master ring and the L-2 and L-3 length on the master plug. A set consists of (1) master plug and (1) master ring.

MIL-P-7105B and SAE-AS-71051 does not specify design on ANPT master. Pennoyer-Dodge Co. designs these masters the same as the NPTF.



Pennoyer-Dodge Co. Cylindrical Taperlock Gages

American Gage Design

How To Order

1. State Quantity desired.
2. Nominal decimal size and tolerance class.
Examples: .1500 class XX Go member, .1500 XX Go S.E.,
.1500 - .1509 XX D.E. Gage.
3. Go or Not Go or a complete double end.
4. Handles, either single end or double end. Handles ordered in colors other than Red or Green add \$20.00 per handle.
5. Special marking may be added for an additional charge. (\$20.00 min).
6. Long Form calibration reports must be purchased on all classes: add \$25.00 per member.
7. Calibration stickers available @ \$10.00 per sticker (advise calibration cycle)
8. CHROME: Add 55% to each member.

CYLINDRICAL TAPERLOCK GAGES

Nominal Size		Go Class XX Members	Not Go Class XX Members	Go & Not Go D.E. Class XX W/Handle	Go Class X Members	Not Go Class X Members	Go & Not Go D.E. Class X W/Handle	Go Class Y & Z Members	Not Go Class Y & Z Members	Go & Not Go D.E. Class Y & Z W/Handle	Handle Only
Above	To & Incl										
0.059 (1.499mm)	0.105 (2.667mm)	96.00	88.00	204.00	84.00	70.00	174.00	72.00	70.00	162.00	20.00
0.105 (2.667mm)	0.230 (5.842mm)	83.00	82.00	185.00	72.00	66.00	158.00	69.00	66.00	155.00	20.00
0.230 (5.842mm)	0.510 (12.954mm)	83.00	82.00	185.00	72.00	68.00	160.00	70.00	68.00	158.00	20.00
0.510 (12.954mm)	0.825 (20.955mm)	92.00	90.00	202.00	78.00	73.00	171.00	75.00	72.00	167.00	20.00
0.825 (20.955mm)	1.135 (28.829mm)	95.00	93.00	208.00	82.00	76.00	178.00	78.00	75.00	173.00	20.00
1.135 (28.829mm)	1.510 (38.354mm)	97.00	96.00	213.00	90.00	83.00	193.00	81.00	76.00	177.00	20.00





Pennoyer-Dodge Co. Cylindrical Reversible Gages

American Gage Design

How To Order

1. State Quantity desired.
2. Nominal decimal size and tolerance class and Go, Not Go or Master.
Examples: .1500 class XX Go member, .1500 XX Go S.E.,
.1500 - .1509 XX D.E. Gage.
3. Types: Go, Not Go or Master, single end or a complete double end.
4. Handles: Either single end or double end. Handles ordered in colors other than Red or Green collets and other than plain handles, call for current pricing.
5. Special marking may be added for an additional charge. (\$20.00 min).
6. Long Form calibration reports must be purchased on all classes: add \$25.00 per member.
7. Calibration stickers available @ \$10.00 per sticker (advise calibration cycle)
8. All pin style above 1.010, price upon application.
9. CHROME: Add 55% to each member.
Sizes < .080, price upon application.
10. XXX gages price upon application, on sizes .125 and larger.
11. Use Z prices shown below for inch sizes in thousands and half thousands, and two decimal places metric sizes. For Z pin sizes other than this, use X & Y column pricing.
12. Extra length gages available, price on application.

CYLINDRICAL REVERSABLE GAGES

Nominal Size		Class XX Member	Class XX Double End	Class X & Y Members	Class X & Y Double End	Class Z Members	Class Z Double End	Handle Only
Above	To & Incl							
.035 (0.889mm)	.075 (1.905mm)	119.00	262.00	79.00	182.00	71.00	166.00	24.00
.075 (1.905mm)	.180 (4.572mm)	108.00	240.00	72.00	168.00	65.00	154.00	24.00
.180 (4.572mm)	.281 (7.137mm)	93.00	210.00	62.00	148.00	56.00	136.00	24.00
.281 (7.137mm)	.406 (10.312mm)	93.00	214.00	62.00	152.00	56.00	140.00	28.00
.406 (10.312mm)	.510 (12.954mm)	95.00	218.00	63.00	154.00	57.00	142.00	28.00
.510 (12.954mm)	.635 (16.129mm)	104.00	241.00	69.00	171.00	62.00	157.00	33.00
.635 (16.129mm)	.760 (19.304mm)	110.00	253.00	73.00	179.00	66.00	165.00	33.00
.760 (19.304mm)	1.010 (25.654mm)	128.00	299.00	85.00	213.00	77.00	197.00	43.00



Handle Size	Above	To & Including
1W	.030	.075
2W	.075	.180
3W	.180	.281
4W	.281	.406
5W	.406	.510
6W	.510	.635
7W	.635	.760
8W	.760	1.010



Pennoyer-Dodge Co. Cylindrical Trilock Gages

American Gage Design

How To Order

1. State Quantity desired.
2. Nominal decimal size and tolerance class class and Go, Not Go or Master.
Examples: .1500 class XX Go member, .1500 XX Go S.E.,
.1500 - .1509 XX D.E. Gage.
3. Go or Not Go or a complete double end.
4. Handles: Either single end or double end. Handles ordered in colors other than Red or Green add \$20.00 per handle.
5. Special marking may be added for an additional charge. (\$20.00 min).
6. Long Form calibration reports must be purchased on all classes: add \$25.00 per member.
7. Calibration stickers available @ \$10.00 per sticker (advise calibration cycle)
8. All pin style above .760 up to and including 1.500 price upon application.
9. All trilock style from .760 up to and including 1.500 price upon application.
10. CHROME: Add 55% to each member
11. XXX gages quoted upon request.

CYLINDRICAL TRILOCK GAGES

Nominal Size		Go Class XX Members	Not Go Class XX Members	Go & Not Go Double End Class XX W/Handle	Go Class X Members	Not Go Class X Members	Go & Not Go Double End Class X W/Handle	Go Class Y & Z Members	Not Go Class Y & Z Members	Go & Not Go Double End Class Y & Z W/Handle	Handle Only
Above	To & Incl.										
1.510 (38.354mm)	2.010 (51.054mm)	138.00	133.00	306.00	130.00	117.00	282.00	126.00	112.00	273.00	35.00
2.010 (51.054mm)	2.510 (63.754mm)	167.00	147.00	349.00	143.00	129.00	307.00	130.00	120.00	285.00	35.00
2.510 (63.754mm)	3.010 (76.454mm)	194.00	167.00	431.00	168.00	134.00	372.00	143.00	132.00	345.00	35.00
3.010 (76.454mm)	3.510 (89.154mm)	283.00	223.00	586.00	239.00	210.00	529.00	210.00	194.00	484.00	40.00





Pennoyer-Dodge Co. Cylindrical Progressive Gages

American Gage Design

How To Order

1. State Quantity desired.
2. Nominal decimal size and tolerance class and Go, Not Go or Master.
Examples: .1500 class XX Go member, .1500 XX Go S.E.,
.1500 - .1509 XX D.E. Gage.
3. Handles: Either single end or double end. Handles ordered in colors other than Red or Green add \$20.00 per handle.
4. Special marking may be added for an additional charge. (\$20.00 min).
5. Long Form calibration reports must be purchased on all classes: add \$50.00 per member.
6. Calibration stickers available @ \$10.00 per sticker (advise calibration cycle)
7. CHROME: Add 55% to each member.

CYLINDRICAL PROGRESSIVE GAGES

Nominal Size		Class XX Members	Class X Members	Class Y & Z Members	Handle Only
.059 (1.499mm)	.105 (2.667mm)	C.I.Q.	C.I.Q.	C.I.Q.	20.00
.105 (2.667mm)	.150 (3.810mm)	135.00	123.00	114.00	20.00
.150 (3.810mm)	.185 (4.699mm)	133.00	121.00	109.00	20.00
.185 (4.699mm)	.230 (5.842mm)	135.00	121.00	110.00	20.00
.230 (5.842mm)	.365 (9.271mm)	135.00	121.00	111.00	20.00
.365 (9.271mm)	.510 (12.954mm)	138.00	121.00	113.00	20.00
.510 (12.954mm)	.635 (16.129mm)	147.00	131.00	121.00	20.00
.635 (16.129mm)	.760 (19.304mm)	147.00	131.00	121.00	20.00
.760 (19.304mm)	.825 (20.955mm)	149.00	131.00	121.00	20.00
.825 (20.955mm)	1.135 (28.829mm)	164.00	140.00	135.00	20.00
1.135 (28.829mm)	1.510 (38.354mm)	187.00	146.00	137.00	20.00





Pennoyer-Dodge Co. Cylindrical Ring Gages

American Gage Design

How To Order

1. State Quantity desired.
2. Nominal decimal size and tolerance class.
Example: .150 class XX
3. Go or Not Go or a Master ring.
4. Special marking may be added for an additional charge. (\$20.00 min).
5. Long Form calibration reports must be purchased on all classes: add \$25.00 per member.
6. Calibration stickers available @ \$10.00 per sticker (advise calibration cycle)
7. CHROME: Add 55% per ring for .125 and up.
8. XXX Master rings quoted upon request.

CYLINDRICAL RING GAGES

Nominal Size		Class XX Members	Class X Members	Class Y & Z Members
.065 (1.651 mm)	.070 (1.778mm)	310.00	295.00	285.00
.070 (1.778mm)	.100 (2.540mm)	295.00	280.00	270.00
.100 (2.540mm)	.150 (3.810mm)	243.00	197.00	187.00
.150 (3.810mm)	.230 (5.842mm)	197.00	177.00	169.00
.230 (5.842mm)	.365 (9.271mm)	164.00	152.00	144.00
.365 (9.271mm)	.510 (12.954mm)	173.00	152.00	144.00
.510 (12.954mm)	.825 (20.955mm)	197.00	177.00	169.00
.825 (20.955mm)	1.135 (28.829mm)	204.00	181.00	177.00
1.135 (28.829mm)	1.510 (38.354mm)	216.00	202.00	193.00
1.510 (38.354mm)	2.010 (51.054mm)	255.00	228.00	219.00
2.010 (51.054mm)	2.510 (63.754mm)	328.00	278.00	268.00
2.510 (63.754mm)	3.010 (76.454mm)	361.00	304.00	293.00
3.010 (76.454mm)	3.510 (89.154mm)	439.00	374.00	361.00
3.510 (89.154mm)	4.010 (101.854mm)	492.00	430.00	417.00
4.010 (101.854mm)	4.760 (120.904mm)	570.00	475.00	461.00
4.760 (120.904mm)	5.510 (139.954mm)	748.00	601.00	585.00





Pennoyer-Dodge Co.

Gage Re-Calibration Charges

The following "**Standard Published**" prices are for calibration of customer submitted thread plugs; thread rings; pipe plugs and rings; and cylindrical plug and rings **regardless of calibration results**. Expedited, safety related and Special Calibration charges are priced on application and will not be waived, regardless of the calibration results.

Pennoyer-Dodge Co. also manufacture's and/or calibrates many other types of gages. Please call/fax your inquiries.

Calibration of gages in accordance to ISO 10012-1, ANSI/NCSS Z540-1, Mil-Std-45662A. Minimum order is \$50.00

THREAD PLUGS (PER MEMBER)	STANDARDS	SET PLUGS	WORKING NPT L-1 PIPE	WORKING L-1 / L-3 NPTF / ANPT	WORKING SIX STEP
ANY SIZE 60 DEGREE & METRIC'S FROM # 0 THRU 3"	40.00	50.00	75.00	90.00	80.00
OVER 3" TO 6"	55.00	65.00	CALL	CALL	CALL
OVER 6" and High/Low	CALL FOR CURRENT PRICING				
THREAD RINGS (PER RING)	STANDARDS	WORKING NPT L-1 PIPE	WORKING L-1 / L-2 NPTF / ANPT	WORKING SIX STEP	
STANDARD UNC, UNF AND UNEF FROM # 0 TO 1 1/2"	50.00	90.00	140.00	100.00	
SPECIALS 0-80 TO 3" (60 DEGREE)	80.00	100.00	175.00	100.00	
OVER 3" (60 DEGREE)	CALL FOR CURRENT PRICING				
CYLINDRICAL PLUGS	PER MEMBER				
UP TO .020	CALL FOR CURRENT PRICING				
ABOVE .020 THRU 5.00	50.00				
OVER 5.00	CALL FOR CURRENT PRICING				
FOR XXX TOL. CALIBRATION	CALL FOR CURRENT PRICING				
CYLINDRICAL RINGS	PER MEMBER				
.062 THRU .125	95.00				
ABOVE .125 THRU 4.010	80.00				
ABOVE 4.010 THRU 6.010	90.00				
OVER 6.010	CALL FOR CURRENT PRICING				
FOR XXX TOL. CALIBRATION	CALL FOR CURRENT PRICING				



Pennoyer-Dodge Co.

Special Gage Listing

Special Precision Gages Now Manufactured by

Pennoyer-Dodge Company

PLUG GAGES - THREAD

Standard 60° N.F., N.C.,
UNC, UNF, UNJ, UNJF,
NEF, UNEF
Setting "X" and "W" tolerance
S.T.I. "X" and "W" tolerance
Acme 29° Stub & Trapezoidal
Threads
Buttress Threads
Metric Threads
Whitworth 55°
Straight Pipe,
NPSC, NPSF, NPSI, NPSM,
NPSL
Taper Pipe, NPT, NPTF,
ANPT, BSP
Taper Pipe, Setting
British Pipe Threads
Taper Threads
Square Threads
A N Port
Hose Fittings
Position Gages

RING GAGES- THREAD

Metric
60° N.F., N.C., UNC, UNJ,
UNJF, NEF & UNEF
Acme & Trapezoidal
Buttress
Whitworth 55°
Straight Pipe, NPSC, NPSF,
NPSI, NPSM, NPSL
Taper Pipe, NPT, NPTF, ANPT
British Pipe
Taper
Square

VARIABLE GAGING - INTER- NAL & EXTERNAL

Tri rolls
Internal Thread Comparator

SNAP GAGES

Plain Adjustable
Built-up
Fixed Solid
Special Indicating
Roll Thread to Mil-Std-8879A and
Mil-Std-7742A, Amendment No. 1
Methods A and B.

AIR GAGE TOOLING

Air Ring
Air Probe
Related Masters

OIL FIELD GAGES

Sucker Rod
Casing
Tubing
Line Pipe
Rotary

PLUG GAGES - PLAIN CYLINDRICAL

Flat, hex, & Square
Progressive Type
Plain Taper (Master) Brown &
Sharpe, Medical Type Gages.
Morse or any Special Taper to
Print.
Plain Cylindrical, Taperlock,
Reversible, Trilock
Master Disks Style 1,2 & 3
Paddle Type
Depth
M S Flush
Flush Pin
Functional
A N Port
Thread Measuring Wires

RING GAGES -

PLAIN CYLINDRICAL

Plain, Go, Not Go, Master Setting
Taper
Progressive

SPECIAL TOOLING

Hole Location Gages
Drill Fixtures
Milling Fixtures
Mandrills
Template Gages
Spanner Gages
Receiver Gages
Fixture Gages
Functional Gages
Concentricity & Runout Gages
Profile Gages
Crimping Tool Gages
Flush Pin Gages
Paddle Gages
Chamber Gages

SPECIAL SERVICES

Certification on all types of Gages
listed, traceable to N.I.S.T.
Lead Screws
Thread Grinding to close
tolerances.
Jig Grinding
Lap I.D. and O.D.
Lapping of Plugs and Rings -
Both Plain and Threads.



Pennoyer-Dodge Co.

Accurate Formula To Compute The Pitch And Major/Minor Diameters For Before Plate Thread Plugs And Thread Rings*

If no plating tolerance is given, then it is assumed that the maximum plating thickness will be nominal or minimum thickness given plus 50%. (see ASME B1.1-2003, pg. 64, 7.4.2; pg. 65, 7.5.2) The diameters of the gaging for external threads will be smaller while the diameters of the gaging for internal threads will be larger, than standard.

THREAD PLUGS

For the Go plug pitch diameter, **add** the **MAX.** amount of plate. For the Not Go pitch diameter, **add** the **MIN.** amount of plate. For the majors of work plugs, **increase** the major diameter on Go work plug by using half the **MAX.** amount of plate. On Not Go work plugs, **increase** the major diameter by using half the **MIN.** amount of plate.

Example

Based on .0002 to .0003 allowance per side (multiply by 4)

.0002 X 4 = .0008 **MIN.**

.0003 X 4 = .0012 **MAX.**

1/4-28 UNF 2B B/P

Basic GO P.D. .2268 + .0012 **MAX.** = .2280 Go P.D.

Basic NOT GO P.D. .2311 + .0008 **MIN.** = .2319 Not Go P.D.

Basic GO major .2500 + (.0012 / 2) = .2506 B/P Go major.

Basic NOT GO major .2466 + (.0008 / 2) = .2470 B/P Not Go major.

THREAD RINGS

For the Go ring, **subtract** the **MAX.** amount of plate. For the Not Go ring, **subtract** the **MIN.** amount of plate. For the minors of thread rings, **decrease** the minor diameter on the Go thread ring by using half the **MAX.** amount of plate. On Not Go thread rings, **decrease** the minor diameter by using half the **MIN.** amount of plate.

Example

Based on .0002 to .0003 allowance per side (multiply by 4)

.0002 X 4 = .0008 **MIN.** .0003 X 4 = .0012 **MAX.**

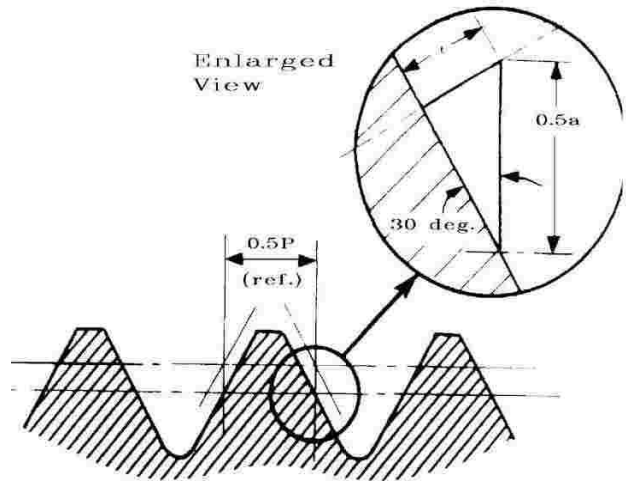
1/4-28 UNF 2A B/P

Basic GO P.D. .2258 - .0012 **MAX.** = .2246 Go P.D.

Basic NOT GO P.D. .2225 - .0008 **MIN.** = .2217 Not Go P.D.

Basic GO minor .2103 - (.0012 / 2) = .2097 B/P Go minor.

Basic NOT GO minor .2148 - (.0008 / 2) = .2144 B/P Not Go minor.



RATIO OF PITCH DIAMETER CHANGE TO THICKNESS OF COATING (60° ONLY)

t = thickness of coating

a = pitch diameter change due to coating

0.25a = t and a = 4t or the pitch diameter of a 60° thread changes by four times the thickness of the coating

BEFORE PLATING RATIOS FOR PITCH DIAMETER

60° thread = 4:1

29° Acme = 8:1

7°-45° Buttress = 4.3138:1

14° 30'-5° Buttress = 11.9311:1

10° Square thread = 23:1

Anodic Coatings—When calculating dimensions for pre-anodize gaging, a modification from the two above examples given, must be made.

For example, when calculating the increase in dimensions for the pre-anodize work plug gages, the value of thickness amount of the anodize applied, must be, for gage calculations purposes, reduced by one half, i.e., if the minimum and maximum applied anodize thickness dimensions were, .0004 to .0006 per surface, the values used in the calculations, would be only one half of the application, or .0002 to .0003 per surface. The results, in this example, would then be the same values, as the example shown above for the thread plugs. For thread rings, the same procedure would be utilized, in reverse. Reference Data: MIL-A-8625F, page 16.

* In accordance with ANSI/ASME B1.1 Latest Rev.

PENNOYER-DODGE CO.

introduces

"TWIST'ER GAGES"



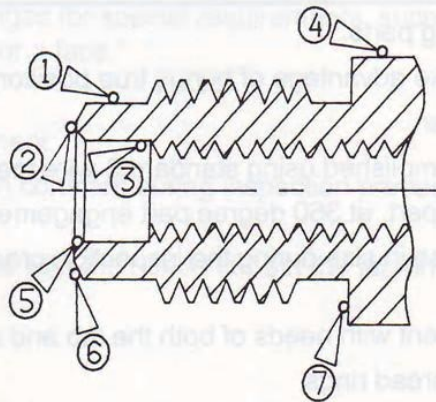
MMC

RFC

LMC



SPC



Functional Location - P.D. Limit & Size

"When you want it Right...and Right away"



Pennoyer-Dodge Co.

“ TWISTER OUT ”

YOUR CHOICE FOR FUNCTIONAL THREADED AXIS LOCATION, REGARDLESS OF FEATURE SIZE

“TWISTER OUT” RING PRINCIPLE:


The “TWISTER OUT” ring with it’s P.D. (Functional Diameter) related ground O.D. and faces, works by two independent thread gage sections that, when twisted, grips the flanks of the product thread. This locks and locates the functional thread axis of the product thread. At this point a variety of inspection techniques are possible, such as true position, runout, and concentricity to the part functional P.D. (Functional Diameter) datum.

“TWISTER OUT” RING FEATURES:

- Reliable functional pitch diameter datum source for location of functional thread axis position.
- Accuracy to .0001
- No complicated moving parts.
- Easily adapted for SPC.
- Use of high quality tool steel (**Chrome also** available).
- Engineered and manufactured in the U.S.A.

“TWISTER OUT” RING ADVANTAGES:

- Allows part manufacturer to accurately determine runout, perpendicularity, true position, and
- concentricity of part parameters to the P.D. (Functional Diameter) RFS EXAMPLE:

	Ø.005	P.D. (Functional Diameter)
---	-------	----------------------------
 - Inspects functional thread plug gages for special requirements, such as: “Pitch diameter of gages must run within .0002 to centers, or a face.”
 - Assures assemblability .
 - Checks 360 degree part engagement.
 - Major and minor diameters remain constant during inspection process as compared to alternate types of gaging.
 - Portability and accuracy consistent with the needs of both the lab and manufacturing environment

Prices available upon application



Pennoyer-Dodge Co.

“ TWISTER IN ”

YOUR CHOICE FOR PRECISION THREAD LOCATION AND FUNCTIONAL SIZE

“TWISTER IN” PLUG PRINCIPLE:

The “TWISTER ” plug works by movable thread gage segments that engage one flank angle, while the thread body engages the opposite thread flank angle of the product thread. The resultant “flank grip” establishes the functional size and/or functional thread axis of the part, depending on how the twister plug is fabricated.

“TWISTER IN” PLUG FEATURES:

- Reliable functional pitch diameter datum source for functional size determination and/or functional thread axis location.
- Accuracy to .0001
- No complicated moving parts.
- Easily adapted for SPC.
- Consistent readings.
- Locks readings in place.
- Use of high quality tool steel (**Chrome also** available).
- Engineered and manufactured in the U.S.A.

“TWISTER IN” PLUG ADVANTAGES:

- Allows part manufacturer to take advantage of bonus true position part tolerancing

\oplus	$\varnothing.005$	\textcircled{M}	P.D. (Functional Diameter)
----------	-------------------	-------------------	----------------------------
- **No need** for solid ring set master.
- Assures assemblability.
- Can measure functional size of part, at 360 degree part engagement.
- Major diameter does not increase in size during the inspection process , as compared to alternate types of gages.
- Portability and accuracy consistent with the needs of both the lab and manufacturing environment
- Calibrate adjustable and solid thread rings.



Prices available upon application

STANDARD GAGING

Penroyer-Dodge Company has one of the largest selections of standard and **special** gages in stock. In many instances they are available for immediate delivery.



All gages are certified in accordance to MIL-STD-45662A and are traceable to the N.I.S.T.




CUSTOM ENGINEERING AND SPECIAL TOOLING

- **Fabrication** of custom gages to existing gage drawings.
- **Design and fab** capabilities from concept to completion per ANSI Y14.5.
- As a leader in the design and production of Functional Gages, we are familiar with the problems of the manufacturing industry. We invite you to request our services regardless of your R & D or engineering needs. We can design a new gage, or develop a less costly method to meet your present gaging needs.

OTHER SERVICES



- Parts analysis and "troubleshooting".
- Contract Jig Grinding with open machine time available.
- Custom Lapping.
- Special Thread Grinding.




"When you want it right ... and right away" - Call...

PENROYER-DODGE COMPANY, GLENDALE, CA.
FAX: (818) 240-5719 (213) 245-8971 (818) 240-1170

INDUSTRIES SERVED

- AEROSPACE
- AIRCRAFT
- AUTOMOTIVE
- COMMERCIAL APPLICATION
- COMPUTER
- DEFENSE
- ELECTRONICS
- MEDICAL
- NUCLEAR
- OIL FIELD
- ORDINANCE



PRODUCTS AND SERVICES AVAILABLE


THREAD PLUG GAGES
 THREAD RING GAGES
 THREAD SETTING PLUGS
 REVERSIBLE THREAD GAGES
 S.T.I. THREAD GAGES
 OIL COUNTRY GAGES
 TAPERED PIPE GAGES
 METRIC GAGES
 ACME GAGES
 BUTTRESS GAGES
 WHITWORTH GAGES
 SQUARE THREADS
 BRITISH PIPE GAGES
 VARIABLE GAGING

CYLINDRICAL PLUG GAGES
 CYLINDRICAL RING GAGES
 PROGRESSIVE PLUG GAGES
 PIN TYPE GAGES
 MASTER DISKS
 PROFILE GAGES
 M.S. PLUG GAGES
 A.N. PORT PLUG GAGES
 HOSE FITTING GAGES
 PADDLE GAGES
 LEUR GAGES
 AIR PLUGS AND PROBES
 MANDRILS

FIXTURE GAGES
 FLUSH PIN GAGES
 CONCENTRICITY GAGES
 TRUE POSITION GAGES
 RADIUS GAGES
 RECEIVER GAGES
 TEMPLATE GAGES
 CRIMPING TOOL GAGES
 ROLL THREAD SNAP GAGES
 (ALSO CONE & V)
 CUSTOM LAPPING
 LEAD SCREWS
 SPECIAL THREAD GRINDING
 CONTRACT JIG GRINDING

"When you want it right ... and right away"

PENNOYER-DODGE COMPANY
 6634 SAN FERNANDO ROAD
 GLENDALE, CALIFORNIA 91201



CALL

Our New Number

(818) 547-2100 • FAX (818) 240-5719
 6650 SAN FERNANDO ROAD
 GLENDALE, CA 91201-1017